


(1)(a) STATEMENT SHOWING SHAREHOLDING PATTERN IN CLAUSE-35


NAME OF THE COMPANY: THOMAS SCOTT (INDIA) LIMITED		NAME OF THE Scrip:	
SCRIP CODE:	533941		
Class of Security:			
QUARTER ENDED:	30/09/2014		
Partly paid-up shares	No. of partly paid-up shares	As a % of total no. of partly paid-up shares	As a % of total no. of shares of the Company.
Held by promoter/promoter group	0	0	0
Held by Public	0	0	0
Total:	0	0	0
Outstanding convertible securities:	No. of outstanding securities	As a % of total no. of outstanding convertible securities.	As a % of total no. of shares of the Company assuming full conversion of the convertible securities
Held by promoter/promoter group	0	0	0
Held by Public	0	0	0
Total:	0	0	0
Warrants:	No. of warrants	As a % of total no. of warrants	As a % of total no. of shares of the Company, assuming full conversion of warrants
Held by promoter/promoter group	0	0	0
Held by Public	0	0	0
Total:	0	0	0
Total paid-up capital of the Company, assuming full conversion of warrants and convertible securities	3390000	0	100.00




CATEGORY CODE	CATEGORY OF SHAREHOLDER	NO OF SHAREHOLDERS	TOTAL NUMBER OF SHARES	NO OF SHARES HELD IN DEMATERIALIZED FORM	TOTAL SHAREHOLDING AS A % OF TOTAL NO OF SHARES		NUMBER OF SHARES	SHARES PLEDGE OR OTHERWISE ENCUMBERED	AS A PERCENTAGE (IX)=(VIII)/(IV)*100
					AS a PERCENTAGE of (A+B) (VI)	AS a PERCENTAGE of (A+B+C) (VII)			
(A)	PROMOTER AND PROMOTER GROUP								
(1)	INDIAN								
(a)	Individual /HUF	31	2296740	1768590	67.75	67.75	0	0.00	
(b)	Central Government/State Government(s)	0	0	0	0.00	0.00	0	0.00	
(c)	Bodies Corporate	1	10445	10445	0.31	0.31	0	0.00	
(d)	Financial Institutions / Banks	0	0	0	0.00	0.00	0	0.00	
(e)	Others	0	0	0	0.00	0.00	0	0.00	
	Sub-Total A(1) :	32	2307185	1779035	68.06	68.06	0	0.00	
	Total A=A(1)+A(2)	32	2307185	1779035	68.06	68.06	0	0.00	
(2)	FOREIGN								
(a)	Individuals (NRIs/Foreign Individuals)	0	0	0	0.00	0.00	0	0.00	
(b)	Bodies Corporate	0	0	0	0.00	0.00	0	0.00	
(c)	Institutions	0	0	0	0.00	0.00	0	0.00	
(d)	Qualified Foreign Investor	0	0	0	0.00	0.00	0	0.00	
(e)	Others	0	0	0	0.00	0.00	0	0.00	
	Sub-Total A(2) :	0	0	0	0.00	0.00	0	0.00	
	Total A=A(1)+A(2)	32	2307185	1779035	68.06	68.06	0	0.00	
(B)	PUBLIC SHAREHOLDING								
(1)	INSTITUTIONS								
(a)	Mutual Funds /UTI	0	0	0	0.00	0.00	0	0.00	
(b)	Financial Institutions /Banks	0	0	0	0.00	0.00	0	0.00	
(c)	Central Government / State Government(s)	0	0	0	0.00	0.00	0	0.00	
(d)	Venture Capital Funds	0	0	0	0.00	0.00	0	0.00	
(e)	Insurance Companies	0	0	0	0.00	0.00	0	0.00	
(f)	Foreign Institutional Investors	1	12	12	0.00	0.00	0	0.00	
(g)	Foreign Venture Capital Investors	0	0	0	0.00	0.00	0	0.00	
(h)	Qualified Foreign Investor	0	0	0	0.00	0.00	0	0.00	
(i)	Others	0	0	0	0.00	0.00	0	0.00	
	Sub-Total B(1) :	1	12	12	0.00	0.00	0	0.00	
(2)	NON-INSTITUTIONS								
(a)	Bodies Corporate	170	397319	397019	11.72	11.72	0	0.00	
(b)	Individuals								




CATEGORY CODE	CATEGORY OF SHAREHOLDER	NO OF SHAREHOLDERS (III)	TOTAL NUMBER OF SHARES (IV)	NO OF SHARES HELD IN DEMATERIALIZED FORM (V)	TOTAL SHAREHOLDING AS A % OF TOTAL NO OF SHARES		SHARES PLEDGE OR OTHERWISE ENCUMBERED	
					AS a PERCENTAGE of (A+B) (VI)	As a PERCENTAGE of (A+B+C) (VII)	NUMBER OF SHARES (VIII)	AS a PERCENTAGE (IX)=(VIII)/(IV)*100
(i)	(i) Individuals holding nominal share capital upto Rs.1 lakh	5170	575884	560732	16.99	16.99		
	(ii) Individuals holding nominal share capital in excess of Rs.1 lakh	6	101952	101952	3.01	3.01		
(c)	Others							
	FRACTIONAL SHARES	1	1458	0	0.04	0.04		
	NON RESIDENT INDIANS	40	6090	6090	0.18	0.18		
	CLEARING MEMBERS	3	100	100	0.00	0.00		
(d)	Qualified Foreign Investor	0	0	0	0.00	0.00		
	Sub-Total B(2) :	5390	1082803	1065893	31.94	31.94		
	Total B=B(1)+B(2) :	5391	1082815	1065905	31.94	31.94		
	Total (A+B) :	5423	3390000	2844940	100.00	100.00		
(C)	Shares held by custodians, against which Depository Receipts have been issued							
(1)	Promoter and Promoter Group	0	0	0	0.00	0.00		
(2)	Public							
	GRAND TOTAL (A+B+C) :	5423	3390000	2844940	100.00	0.00	0	0.00




(i)(b)	Statement showing holding of securities (including shares, warrants, convertible securities) of persons belonging to the category "Promoter and Promoter Group"	Details of Shares held			Encumbered shares (*)		Details of Warrants			Details of convertible securities		Total Shares (including underlying shares assuming full conversion of warrants and convertible securities) as a % of diluted share capital
Sr.No	Name of the Shareholder	No. of Shares held (iii)	As a % of grand total (A)+(B)+(C) (iv)	Pledge Shares (v)	AS a percentage (vi)=(v)/(iii)*100	As a % of grand total (A) + (B) + (C) of sub-clause (i)(a) (vii)	Number of warrants held (viii)	As a % total number of warrants of the same class (ix)	Number of convertible securities held (x)	As a % total number of convertible securities of the same class (xi)	(xii)	
1	VENUGOPAL BANG	676650	19.96	0	0.00	0.00	0	0.00	0	0.00	19.96	
2	BRIGOPAL BANG	380250	11.22	0	0.00	0.00	0	0.00	0	0.00	11.22	
3	KRISHNA KUMAR BANG	325425	9.60	0	0.00	0.00	0	0.00	0	0.00	9.60	
4	RAMANUJ DAS BANG	193650	5.71	0	0.00	0.00	0	0.00	0	0.00	5.71	
5	RANGNATH BANG	163650	4.83	0	0.00	0.00	0	0.00	0	0.00	4.83	
6	NARAYANDAS BANG	161775	4.77	0	0.00	0.00	0	0.00	0	0.00	4.77	
7	VARADRAJ BANG	84900	2.50	0	0.00	0.00	0	0.00	0	0.00	2.50	
8	SARASVATHI DEVI BANG	76875	2.27	0	0.00	0.00	0	0.00	0	0.00	2.27	
9	VASUDEVI BANG	75000	2.21	0	0.00	0.00	0	0.00	0	0.00	2.21	
10	LAXMINIVAS BANG	13650	0.40	0	0.00	0.00	0	0.00	0	0.00	0.40	
11	SAMPATKUMAR BANG	13650	0.40	0	0.00	0.00	0	0.00	0	0.00	0.40	
12	BALARAM BANG	13650	0.40	0	0.00	0.00	0	0.00	0	0.00	0.40	
13	RAIGOPAL BANG	11775	0.35	0	0.00	0.00	0	0.00	0	0.00	0.35	
14	GIRDHAR GOPAL BANG	11775	0.35	0	0.00	0.00	0	0.00	0	0.00	0.35	
15	BODHYAVIVE FASHIONS(INDIA) PRIVATE LIMITED	10445	0.31	0	0.00	0.00	0	0.00	0	0.00	0.31	
16	SRIDHAR BANG	10275	0.30	0	0.00	0.00	0	0.00	0	0.00	0.30	
17	KAMAL NAYAN BANG	9900	0.29	0	0.00	0.00	0	0.00	0	0.00	0.29	
18	ARVIND KUMAR BANG	9900	0.29	0	0.00	0.00	0	0.00	0	0.00	0.29	
19	PURUSHOTHAM BANG	9900	0.29	0	0.00	0.00	0	0.00	0	0.00	0.29	
20	SHARAD KUMAR BANG	9900	0.29	0	0.00	0.00	0	0.00	0	0.00	0.29	
21	NANDGOPAL BANG	9900	0.29	0	0.00	0.00	0	0.00	0	0.00	0.29	
22	MADHU SUDAN BANG	9900	0.29	0	0.00	0.00	0	0.00	0	0.00	0.29	
23	RAGHAVENDRA BANG	9900	0.29	0	0.00	0.00	0	0.00	0	0.00	0.29	
24	TARADEVI BANG	1875	0.06	0	0.00	0.00	0	0.00	0	0.00	0.06	
25	SHOBHA BANG	1875	0.06	0	0.00	0.00	0	0.00	0	0.00	0.06	
26	KANTADEVI BANG	1875	0.06	0	0.00	0.00	0	0.00	0	0.00	0.06	
27	PARWATI DEVI BANG	1875	0.06	0	0.00	0.00	0	0.00	0	0.00	0.06	
28	REKHA BANG	1875	0.06	0	0.00	0.00	0	0.00	0	0.00	0.06	
29	RADHADEVI BANG	1875	0.06	0	0.00	0.00	0	0.00	0	0.00	0.06	
30	PUSHPADEVI R. BANG	1875	0.06	0	0.00	0.00	0	0.00	0	0.00	0.06	
31	HARSHVARDHAN BANG	990	0.03	0	0.00	0.00	0	0.00	0	0.00	0.03	
32	PUSHPADEVI BANG	375	0.01	0	0.00	0.00	0	0.00	0	0.00	0.01	
	TOTAL :	2307185	68.06	0	0.00	0.00	0	0.00	0	0.00	68.06	




(I)(c)(i)	Statement showing holding of securities (including shares, warrants, convertible securities) of persons belonging to the category "Public" and holding more than 1% of the total number of shares	Number of shares held	Shares as a percentage of total number of shares (i.e., Grant total (A)+(B)+(C) indicated in Statement at para (I)(a) above)	Details of warrants		Details of convertible securities		Total shares (including underlying shares assuming full conversion of warrants and convertible securities) as a % of diluted share capital)
Sr.No.	Name of the shareholder			Number of warrants held	As a % total number of warrants of the same class	Number of convertible securities held	% w.r.t total number of convertible securities of the same class	
1	RELIGARE FINVEST LTD	97623	2.88	0	0.00	0	0.00	2.88
2	ONSTER FINGAP PRIVATE LIMITED	79571	2.35	0	0.00	0	0.00	2.35
3	TIMES PUBLISHING HOUSE LIMITED	55430	1.64	0	0.00	0	0.00	1.64
4	MADHUSUDHAN NARAYANLAL SARDA	34534	1.02	0	0.00	0	0.00	1.02
	TOTAL :	267158	7.88	0	0.00	0	0.00	7.88




(1)(c)(ii)	Statement showing holding of securities (including shares, warrants, convertible securities) of persons (together with PAC) belonging to the category "Public" and holding more than 5% of the total number of shares of the company	Number of total number of shares (i.e., Grant total (A)+(B)+(C) indicated in Statement at para (1)(a) above)	Details of warrants	Details of convertible securities	Total shares (including underlying shares assuming full conversion of warrants and convertible securities) as a % of diluted share capital)	
Sr.No.	Name(s) of the shareholder(s) and the Persons Acting in Concert (PAC) with shares held	Number of shares held	Number of warrants held	As a % total number of warrants of the same class	Number of convertible securities held	% w.r.t total number of securities of the same class
TOTAL :		0	0	0	0	0



STATEMENT SHOWING DETAILS OF LOCKED-IN SHARES"			
(1)(d)			
Sr.No.	Name of the shareholder	Number of locked-in shares	Locked-in shares as a (%) percentage of total number of shares {i.e, Grand Total (A)+(B)+(C) Indicated in Statement at para (1)(a) above}
		0	0
	TOTAL :		
		0	0
			Promoter/Promoter Group/Public



STATEMENT SHOWING DETAILS OF DEPOSITORY RECEIPTS (DRS)			
(ii)(a)			
Sr.No.	Type of outstanding DR (ADRs,GDRs,SDRs,etc.)	Number of outstanding DRS	Number of shares underlying outstanding DRS
			Shares underlying outstanding DRS as a percentage of total number of shares {i.e., Grand Total (A)+(B)+(C) indicated in Statement at Para(i)(a) above}
	TOTAL :	0	0



(ii)(b)	Statement showing Holding of Depository Receipts (DRs), where underlying shares held by "Promoter/Promoter group" are in excess of 1% of the total number shares.			
	Name of the DR Holder	Type of outstanding DR (ADRs, GDRs, SDRs, etc.)	Number of shares underlying outstanding DRs	Shares underlying outstanding DRs as a percentage of total number of shares (i.e., Grand Total (A)+(B)+(C) indicated in Statement at para(i)(a) above}
	TOTAL :		0	0

